


Contents

<i>Preface</i>	<i>vii</i>
<i>Acknowledgements</i>	<i>xi</i>
 1. Introduction	1
1.1 Background	2
1.2 Multidisciplinary Scenario	2
1.3 Origins	4
1.4 Evolution of Mechatronics	5
1.5 An Overview of Mechatronics	6
1.6 Brief Introduction to Manufacturing	7
1.7 Design	10
1.8 Scope of the Book	10
<i>Points to Remember</i>	24
<i>Exercises</i>	25
 2. Signal Theory and Engineering Tools	27
2.1 Introduction	28
2.2 Background	28
2.3 Signal Nomenclature	32
2.4 Signal Analysis and Processing	35
2.5 Multi Domain Signal Representation	35
2.6 Analysis and Representation of Periodic Analog Signals	37
2.7 Analysis and Representation of Nonperiodic Analog Signals	40
2.8 Discrete Fourier Transform and Fast Fourier Transform	44
2.9 Analysis of Signals in Time-frequency Domain	46
2.10 Differential Equation	48
2.11 Laplace Transformation	49
2.12 Difference Equation	55
2.13 Z-Transformation	56

- 2.14 Summary on Transforms 61
- 2.15 Power and Energy of the Signal 61
- 2.16 Modulation and Demodulation 62
 - Points to Remember* 64
 - Summary* 65
 - Exercises* 66

3. Electrical Components and Electronic Devices



69

- 3.1 Introduction 70
- 3.2 Basics of Electrical Components 70
- 3.3 Basics of Electronic Devices 78
 - Points to Remember* 96
 - Summary* 97
 - Exercises* 98

4. Basics of Digital Technology

102

- 4.1 Introduction 103
- 4.2 Digital Number System 103
- 4.3 Range and Weight of Binary Number System 104
- 4.4 Binary Weight 104
- 4.5 Conversion 105
- 4.6 Octal and Hexadecimal Number Systems 107
- 4.7 BCD Number Systems 109
- 4.8 Gray Code 111
- 4.9 DNS Arithmetic 113
- 4.10 Boolean Algebra 115
- 4.11 Logic States 116
- 4.12 Logic Functions 118
- 4.13 More About Logic Gates 118
- 4.14 Universal Gates 121
- 4.15 Exclusive-OR Gate 122
- 4.16 Combinational and Sequential Logic Circuits 124
- 4.17 Flip-Flops 124
- 4.18 Minimization of Boolean Expression 132
- 4.19 Karnaugh Map 134
- 4.20 TTL and CMOS 140
- 4.21 Memory 141
 - Points to Remember* 143
 - Summary* 144
 - Exercises* 145

 5. Transducers and Sensors	149
5.1 Introduction and Background	150
5.2 Difference between Transducer and Sensor	150
5.3 Transducer Types	151
5.4 Transduction Principle	151
5.5 Photoelectric Transducers	152
5.6 Thermistors	155
5.7 Thermodevices	157
5.8 Thermocouple	157
5.9 Inductive Transducers	160
5.10 Capacitive Transducers	162
5.11 Pyroelectric Transducers	163
5.12 Piezoelectric Transducer	164
5.13 Hall-effect Transducer	166
5.14 Ionisation Transducers	168
5.15 Light Emitting Diode	169
5.16 Optical Encoder	170
5.17 Bimetallic Strip	174
5.18 Bourdon Tube	175
5.19 Strain-gauge	176
5.20 Load Cell	177
5.21 Diaphragms	178
5.22 Mechanical Switches	179
5.23 Flow Transducers	180
5.24 Fibre Optic Transducers	181
<i>Points to Remember</i>	182
<i>Summary</i>	184
<i>Exercises</i>	184
 6. Signal Conditioning Theory, Circuits and Systems	186
6.1 Introduction	187
6.2 Voltage divider	187
6.3 Rectification	189
6.4 Diode Voltage Stabilizer	191
6.5 Clipping and Clamping Circuit	192
6.6 Amplifier	194
6.7 Isolator (Unity Amplifier)	200
6.8 Instrumentation Amplifier	202
6.9 Bridge Circuit	202
6.10 Comparator	204
6.11 Oscillator	207

- 6.12 555 Timer 210
- 6.13 Sample and Hold 214
- 6.14 Clock 216
- 6.15 Analog to Digital Conversion 216
- 6.16 Galvanometer, Ammeter and Voltmeter 224
- 6.17 Cathode Ray Oscilloscope 226
 - Points to Remember* 230
 - Summary* 231
 - Exercises* 231

 **7. Actuators and Mechanisms****235**

- 7.1 Introduction 236
- 7.2 Actuator Types and Application Areas 237
- 7.3 Electromechanical Actuators 238
- 7.4 DC Motor 238
- 7.5 AC Motors 244
- 7.6 Fluid Power Actuators 249
- 7.7 Piezoelectric Actuators 254
- 7.8 Magnetostrictive Actuators 256
- 7.9 Memory-metal Actuator 257
- 7.10 Ion-exchange Polymer-metal Composites 257
- 7.11 Chemical Actuator 258
- 7.12 Mechanisms 258
- 7.13 Bearings 258
- 7.14 Belt, Chain 264
- 7.15 Pulleys 264
- 7.16 Gears 266
- 7.17 Rack and Pinion 270
- 7.18 Ratchet, Pawl and Crank 271
- 7.19 Slider and Crank 271
- 7.20 Cams and Follower 272
- 7.21 Chain and Sprocket 275
- 7.22 Geneva Wheel 276
- 7.23 Four-bar Linkages 277
 - Points to Remember* 278
 - Summary* 279
 - Exercises* 280

 **8. Microprocessors and Microcontrollers****284**

- 8.1 Introduction 285
- 8.2 Microprocessor-based Digital Control: An Example 286

- 8.3 Basic Elements of Control Systems 287
- 8.4 Checks Its Own for What to Do Next 289
- 8.5 Microprocessor Architecture 289
- 8.6 Terminology 290
- 8.7 Instruction Types 303
- 8.8 Addressing Modes 303
- 8.9 What You Know Now 304
- 8.10 Intel's 8085A Microprocessor 304
- 8.11 Microcontrollers 307
- 8.12 General Requirements for Control and Their Implementation in Microcontrollers 309
- 8.13 Classifications 312
- 8.14 Intel's 8XC196KC/KD Microcontrollers 312
- 8.15 Programmable Logic Controllers (PLC) 318
 - Points to Remember* 320
 - Summary* 321
 - Exercises* 322

9. Modeling

324

- 9.1 Introduction 325
- 9.2 System 325
- 9.3 Modeling 327
- 9.4 Mechanical System 327
- 9.5 Electrical Systems 331
- 9.6 Fluid Systems 332
- 9.7 Thermal Systems 334
- 9.8 Engineering System 336
- 9.9 Translational Mechanical System with Spring, Damper and Mass 337
- 9.10 Rotational Mechanical System with Spring, Damper and Mass 339
- 9.11 Modeling Electric Motor 340
- 9.12 Modeling Chamber Filled with Fluid 343
- 9.13 Modeling Pneumatic Actuator 344
 - Points to Remember* 348
 - Summary* 349
 - Exercises* 349

10. System Response

351

- 10.1 Introduction 352
- 10.2 Input-Output Model Equation and System Characterisation 352
- 10.3 Instantaneous, Lagging and Delay Response 355

- 10.4 Transient-response Specification 356
- 10.5 Test Signals 357
- 10.6 Output Response of First-order Systems 358
- 10.7 Output Response of the Second-order Systems 363
- 10.8 Output Response of Second-order System-Step Input 367
- 10.9 Output Response of Second-order System-Sinusoidal Input 370
- 10.10 State-space Model 372
- 10.11 State-space Model of the n th Order SISO System 374
 - Points to Remember* 376
 - Summary* 377
 - Exercises* 377

11. Transfer Function and Frequency Response




379

- 11.1 Introduction 380
- 11.2 Frequency Response; Background 380
- 11.3 Transfer function, Background 381
- 11.4 More About Transfer Function 383
- 11.5 Solving for the Output Response by the Use of Laplace Transform 384
- 11.6 Frequency Response of the Systems 387
- 11.7 Frequency Response of the First Order Systems 388
- 11.8 Frequency Response of the Second Order Systems 390
- 11.9 Pole-Zero Plot 393
 - Points to Remember* 396
 - Summary* 396
 - Exercises* 397

12. Principles of Feedback and Intelligent Control

399

- 12.1 Introduction 400
- 12.2 Control Systems 400
- 12.3 Open-loop Control Systems 400
- 12.4 Closed-loop Control Systems 402
- 12.5 The Controllers 404
- 12.6 More About Automatic Control 409
- 12.7 Defining Automatic Control Methods 409
- 12.8 Artificial Neural Network 411
- 12.9 Fuzzy Logic 413
- 12.10 Diagnostics 417
- 12.11 Analog Versus Digital Control 421
 - Points to Remember* 426
 - Summary* 426
 - Exercises* 427

 13. Development Tools and Concepts	429
13.1 Introduction 430	
13.2 Computer 430	
13.3 Software 435	
13.4 Operating System Software 436	
13.5 Application Software 439	
13.6 MATLAB 442	
13.7 More Common Programs and Software 452	
13.8 Software Methodology 453	
13.9 Computer Network 455	
13.10 Industrial Computers 457	
13.11 Control Architecture 457	
13.12 Distributed Control Systems 459	
13.13 Fieldbus Technology 465	
13.14 Web-based Monitoring and Control 470	
<i>Points to Remember</i> 471	
<i>Summary</i> 474	
<i>Exercises</i> 474	
 14. Components-Based Modular Design and System Validation	477
14.1 Introduction 478	
14.2 Components-based Modular Design View 478	
14.3 System Validation 482	
14.4 Validation Methodology 484	
14.5 More About Validation Scheme 488	
14.6 Fusion Technique; An Example with Vision System 490	
<i>Points to Remember</i> 492	
<i>Summary</i> 493	
<i>Exercises</i> 494	
 15. Integration	495
15.1 Introduction 496	
15.2 Background 496	
15.3 Advanced Actuators 496	
15.4 Consumer Mechatronic Products 502	
15.5 Hydraulic Fingers 502	
15.6 Surgical Equipment 502	
15.7 Industrial Robot 502	
15.8 Autonomous Guided Vehicle (AGV) 509	
15.9 Drilling Machine 512	

Contents

15.10	Conveyor-based Material Handling Systems	513
15.11	Discussions	523
	<i>Points to Remember</i>	526
	<i>Summary</i>	528
	<i>Exercises</i>	528

 **16. Mechatronic Design Strategy: An Example with High Speed Spindle 530**

16.1	Background and Introduction	531
16.2	Spindle System Review	533
16.3	Dynamic Modeling of HSSS	533
16.4	Important Design Criteria	539
16.5	Diagnostics and Prognostics	546
16.6	SEA Scheme	549
16.7	Approach to the Design of Control Systems	554
16.8	Remote Monitoring and Control	559
	<i>Points to Remember</i>	560
	<i>Summary</i>	561

<i>Appendix</i>	563
<i>References</i>	565
<i>Index</i>	573