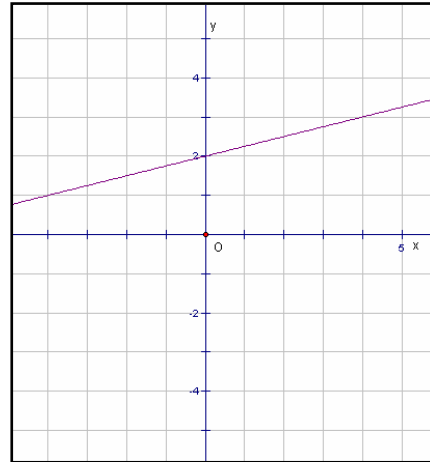


7.2 Key Concepts 4 Positive Slope Worked Example

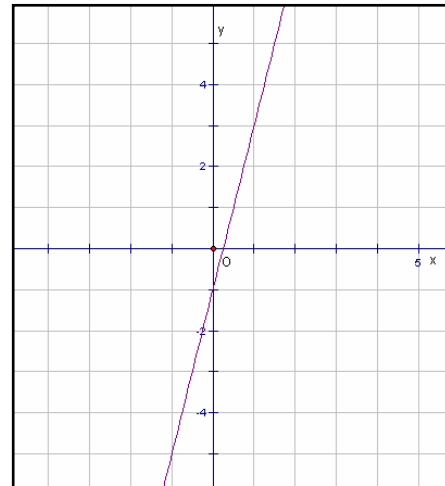
Example: Does the line shown have a positive or a negative slope? Explain how you know.

Solution: The line rises to the right. This indicates a positive slope.

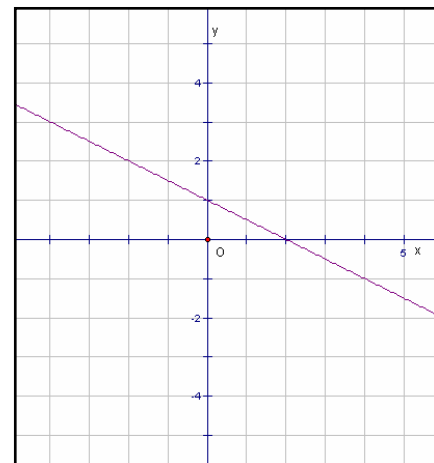


Practice:

1. Does the line shown have a positive or a negative slope? Explain how you know.



2. Does the line shown have a positive or a negative slope? Explain how you know.



Answers: 1. positive 2. negative