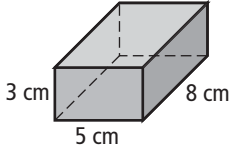
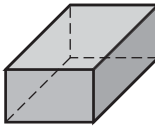
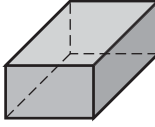
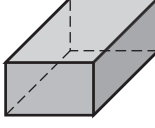
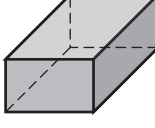
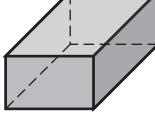
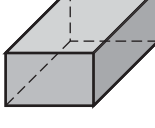


Name: _____

Date: _____

Let's Face it! Calculation Sheet

| Label Prism (use the value of the cards) | Area of Front and Back | Area of Sides | Area of Top & Bottom | Total Surface Area |
|---|---|---|---|--|
| Example:  | $2 \times (5 \times 3)$ $= 2 \times 15$ $= 30 \text{ cm}^2$ | $= 2 \times (8 \times 3)$ $= 2 \times 24$ $= 48 \text{ cm}^2$ | $2 \times (5 \times 8)$ $= 2 \times 40$ $= 80 \text{ cm}^2$ | $30 + 48 + 80$ $= 158 \text{ cm}^2$ |
|  | | | | |
|  | | | | |
|  | | | | |
|  | | | | |
|  | | | | |
|  | | | | |

