

PART 5 USING SPREADSHEET SOFTWARE

Learning Objectives

After completing Part 5, you will

- ✓ Comprehend how spreadsheets are used in the business office, and their importance.
- ✓ Be familiar with the process of creating spreadsheets.
- ✓ Enter data into a spreadsheet.
- ✓ Create a Business Statement report from spreadsheet data.

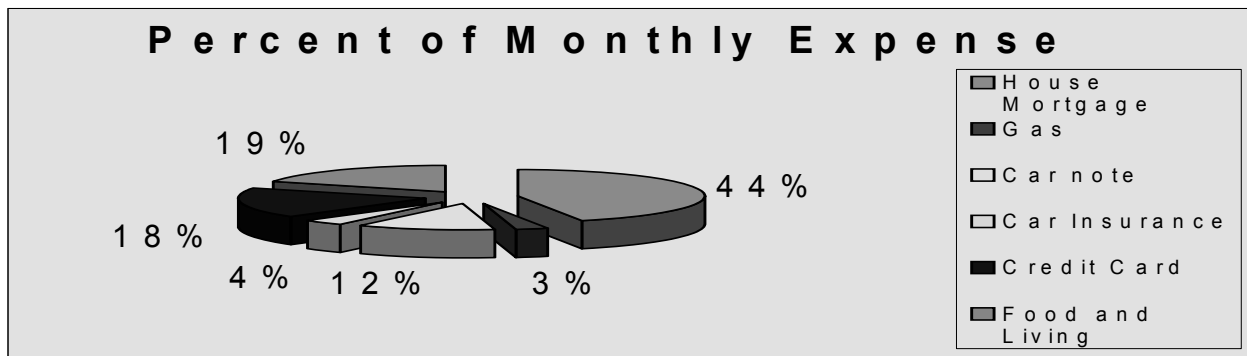
NOTE: Students must have access to Microsoft Excel or other spreadsheet software. Additionally, to complete the spreadsheet exercises, students must be proficient in creating a basic spreadsheet or they may download the student spreadsheet template for each practice job from www.mhhe.com/slater8e.

For many years people used calculators and adding machines to perform numerical calculations, however, with recent innovations in computer technology and spreadsheet software, these manual tools have become virtually obsolete. The ease with which spreadsheet software can calculate and manipulate volumes of numerical data makes managerial decision making more timely and effective.

For example, when using a balance sheet set up on a spreadsheet, if one number is changed, all affected totals are automatically changed throughout the spreadsheet.

A spreadsheet contains horizontal rows and vertical columns. Columns are labeled with letters; rows are numbered. The intersection of a row and a column is called a cell. Cell locations are identified as “cell addresses”; a column letter and a row number identify the corresponding cell address. Cells may contain labels (alphanumeric characters), numerical values, or formulas. For example Cell A1 is labeled *Temporary Employees*, B1 is labeled *Permanent Employees*, C1 is labeled *Total Employees*. Cell A2 and B2 have numerical values and cell C2 has a formula that adds Cell A2 and B2.

The exercises that follow allow you to practice using the computer number pad to enter data with speed and accuracy. They also provide an opportunity to practice creating spreadsheets.



Spreadsheet Exercise 1

Create a Budget Spreadsheet and Input Data.

Instructions

1. Start the Window Excel Program.
2. For this exercise you will have to create a Budget Expense Spreadsheet.
The data and labels for the spreadsheet are shown below.
3. The formulas required to have the spreadsheet automatically tabulate the data are:

$$\begin{aligned} \text{\% Of Total Expense} &= (\text{Amount/ Total Monthly Expense}) * 100 \\ \text{Total Monthly Expense} &= \text{Use the } \Sigma \text{ key to tabulate Total Monthly Expense.} \end{aligned}$$

4. The Total Monthly Expense is \$_____.
5. Print a copy of the spreadsheet and save as the file **BUDGET**, to a diskette.

Expense	Amount	% of Total Expense
House Mortgage	\$ 1,200.00	
Gas	\$ 70.00	
Car note	\$ 325.00	
Car Insurance	\$ 100.00	
Credit Card	\$ 500.00	
Food and Living	\$ 500.00	

Total Monthly Expenses

TIP: After typing the first value in the amount column, do not press enter. Use your thumb to press the down arrow to move to the next cell. In the Amount column,

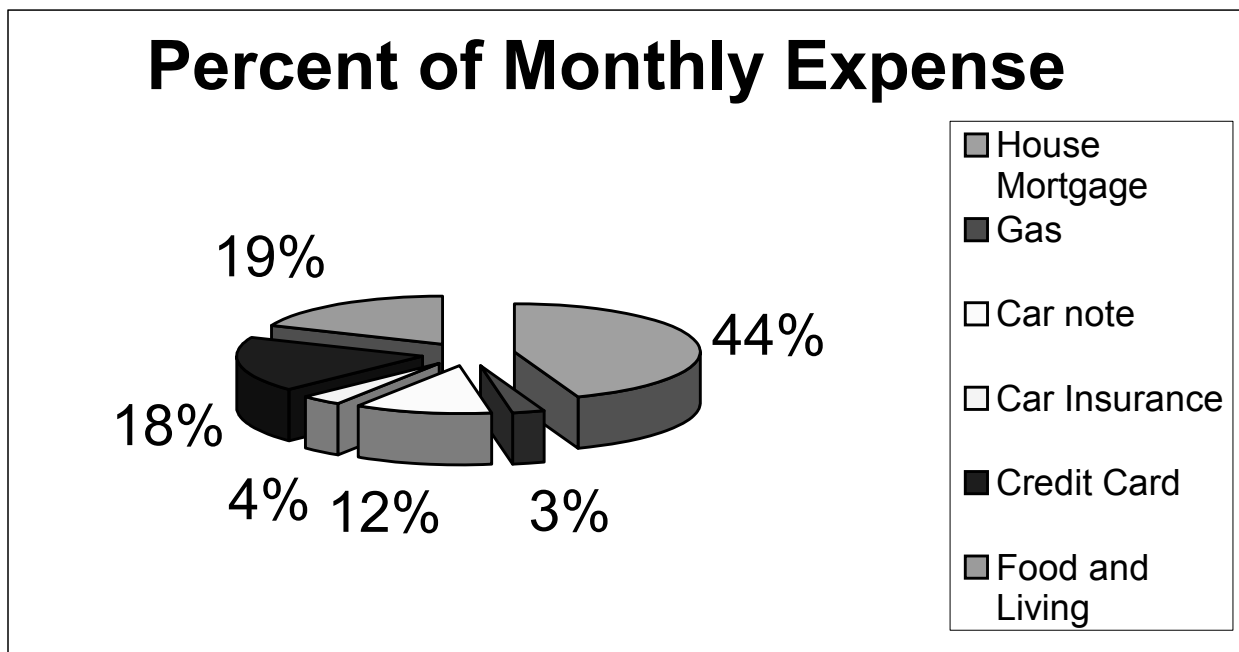
*The template is listed as Exercise1 on the Website.

Special Feature:

Once data has been entered into a spreadsheet, a graph of the data may be displayed.

Bar, line, and pie graphs are examples of the graphs that may be generated from the inputted data.

The following is an example of a Pie Chart that could be generated from the spreadsheet data.



Spreadsheet Exercise 2 *Input* Data to find Total Inventory Cost.

Instructions:

1. Start Windows Excel program.
2. For this exercise, you will have to create an Inventory Spreadsheet.
3. The data and labels are shown below. Use the following formulas to tabulate the data:
Total Item Cost = **(Unit Cost * Quantity)**
Total Inventory Cost = **Σ of the Item Costs**
4. Print a copy of the spreadsheet and save the file as inventory to a diskette.
5. Your objective is to ensure accurate and complete data entry.

*The template is listed as Exercice2 on the Website.

<i>Sporting Goods Store</i>					
First Quarter					
Inventory					
January 2007					
Description	Product #	Vendor #	Unit Cost	Qty.	Total Cost
Baseball Jersey (Small)	99504	22154	\$10.25	30	
Baseball Jersey (Medium)	99514	22154	\$12.25	45	
Baseball Jersey (Large)	99499	22154	\$13.25	22	
Baseball Pants (Small)	99498	22154	\$11.95	28	
Baseball Pants (Medium)	99527	22154	\$13.99	40	
Baseball Pants (Large)	99521	22154	\$15.50	32	
Baseball Glove (Children)	97789	22154	\$28.90	15	
Baseball Glove (Adult)	86791	22154	\$38.95	22	
Baseball Bat (Std.)	86789	22154	\$35.75	15	
Baseball Bat (Steel)	86796	22154	\$48.25	29	
Baseball	86793	22154	\$22.99	48	
Softball	86795	22154	\$18.15	39	
Football	41232	25190	\$29.80	50	
Football Pads	41235	25190	\$54.45	43	
Football Jersey	41238	25190	\$15.50	55	
Football Helmets	41239	25190	\$52.90	43	
Knee pads	41234	25190	\$25.50	120	
Basketballs	41233	10541	\$32.00	53	
Backboard and Hoop	70015	10541	\$109.50	19	
Hockey Stick	70020	10009	\$38.90	21	
Soccer Ball	70030	11154	\$28.25	32	

Sporting Goods Store

First Quarter
Inventory
January 2007

Description	Product #	Vendor #	Unit Cost	Qty.	Total Cost
Tennis Rackets	55723	12383	\$48.99	19	
Tennis Balls	55725	12383	\$12.00	49	
Calloway Golf Clubs	55177	27474	\$899.00	12	
Cleveland Golf Clubs	55092	27474	\$689.00	8	
Taylor Made Golf Clubs	68545	27474	\$799.00	11	
Topflight Golf Balls	68157	27474	\$25.00	70	
Hogan Golf Balls	60001	27474	\$22.00	50	
Putter	60017	27474	\$89.90	12	
Sand wedge 55 degree loft	60025	27474	\$61.75	5	
Sand wedge 60 degree loft	60035	27474	\$70.25	13	
Golf Bag	60036	27474	\$119.00	16	
Fishing Rod	60098	11567	\$43.50	25	
Tackle Box	36019	11567	\$19.99	19	
Bass Lure	36022	11567	\$8.99	31	
Bowling Ball	36054	22221	\$82.75	21	
Bowling Bag	36099	22221	\$28.50	22	
TOTAL INVENTORY COST					

6. The Total Inventory Cost is \$_____.

Spreadsheet Exercise 3

Input Travel Expense Data to a Travel Expense Report

Instructions

1. Start the Windows Excel program.
This exercise will require you to create a Travel Expense Report Spreadsheet.
2. The data for the Travel Expense Report is shown below for the week of April 26th.
The following formula should be used to automatically calculate the Expense Reimbursement.

Total = Σ of each expense in that row.
Total Meals = Σ of the Breakfast, Lunch and Dinner column; then
 Σ the total meal expense for that row into the total column.
Reimbursement = Σ of the Total Column

Travel Expense Report								
Name: Harry Hemphill								
Category	Monday 26-Apr-07	Tuesday 27-Apr-07	Wednesday 28-Apr-07	Thursday 29-Apr-07	Friday 30-Apr-07	Saturday 1-May-07	Sunday 2-May-07	Total
Lodging	\$ 80.85	\$ 80.85	\$ 80.85	\$ 80.85	\$ 80.85			\$
Meals								
Breakfast	\$ 13.00	\$ 12.00	\$ 11.25	\$ 12.75	\$ 11.50			
Lunch	\$ 8.99	\$ 9.25	\$ 10.00	\$ 11.00	\$ 11.75			
Dinner	\$ 32.00	\$ 24.00	\$ 22.00	\$ 26.00	\$ 29.00			
Total Meals	\$ 53.99	\$ 45.25	\$ 43.25	\$ 49.75	\$ 52.25		\$	\$
Auto Rental	\$ 51.00	\$ 51.00	\$ 51.00	\$ 51.00	\$ 51.00			\$
Telephone		\$ 8.56		\$ 9.25				\$
Parking								\$
Entertainment								\$
Misc.								\$
TOTAL EXPENSE REIMBURSEMENT								\$

3. Print a copy of the Travel Expense Report and save the file as Travel to a diskette.
4. The Total Expense Reimbursement \$ _____.

*The template is listed as Exercice3 on the Website.

Spreadsheet Exercise 4

Create a Business Statement Report

Instructions:

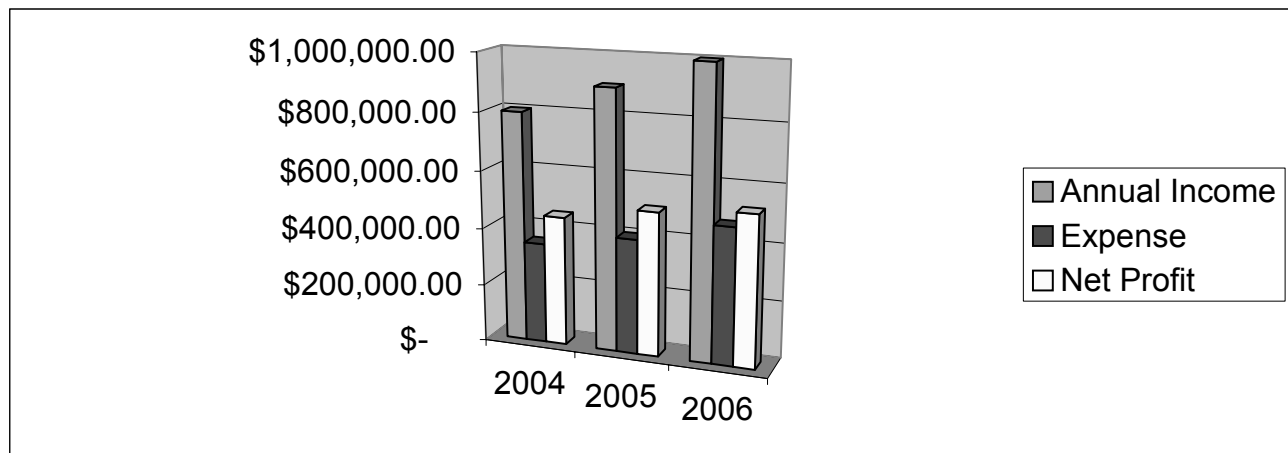
1. Start Windows Excel Program.
2. For this exercise you will have to create the following Business Statement Report.
3. The data and labels required to create the spreadsheet are shown below.
4. Print a copy of the Business Statement and save the file as Statement to a diskette.

	2007	2008	2009
Annual Income	\$800,000.00	\$900,000.00	\$1,000,000.00
Expense	\$350,000.00	\$400,000.00	\$ 475,000.00
Net Profit	\$450,000.00	\$500,000.00	\$ 525,000.00

*The template is listed as Exercise4 on the website.

Special Feature:

Data from a spreadsheet can quickly be formatted into a Bar Chart as shown below.



Spreadsheet Exercise 5

Input Payroll Data to a Payroll Register Report

Instructions

1. Start the Windows Excel program.
This exercise will require you to create a Payroll Register Report Spreadsheet.
2. The data to create the payroll spreadsheet may be entered from Part 3, page 52. This job was completed and all information has been obtained. Or you may choose to set up your spreadsheet with formulas to assist you in calculating the final payroll expense. *You will experience the ability to complete the payroll at three times the speed of the electronic calculator hand calculations.*

The following formulas will assist you in completing the payroll exercise.

Soc Sec No.	Rates	Hours			Earnings		
		Regular	Overtime	Total	Regular	Overtime	Total
given	given	given	given	?	?	?	?

Total Hours = (Regular hours + Overtime hours)

Regular Earnings = (Rates * Regular Hours)

Overtime Earnings = [(Rates * 1.5) *(Overtime Hours)]

Total Earnings = (Regular Earnings +Overtime Earnings)

Total Payroll Expense = Σ of Total Earnings Column.

3. The Total Pay Expense = \$_____
4. Print a copy of the Payroll Register Report and save the file as Payroll to a diskette.


***The template is listed as Exercise5 on the Website.**

**PAYROLL REGISTER
TEMPORARY EMPLOYEES**


Pay Period Ending: 4-30-2007

Soc Sec No.	Rates	Hours			Earnings		
		Regular	Overtime	Total	Regular	Overtime	Total
274-74-3700	\$ 10.00	40					
282-74-4968	\$ 10.00	40	5				
273-69-4256	\$ 7.00	35					
600-45-3117	\$ 7.00	37.75					
305-20-8129	\$ 7.00	38					
300-84-7254	\$ 8.50	20	3				
427-39-3663	\$ 8.50	30					
600-47-5106	\$ 8.50	40	6				
725-69-6491	\$ 8.50	40	8				
200-20-2020	\$ 8.50	35					
406-64-3591	\$ 7.75	39					
927-76-8461	\$ 6.95	38.25					
654-65-6229	\$ 8.00	38.25					
305-54-5047	\$ 9.00	40	4.3				
280-13-4836	\$ 9.00	40	6.5				
610-22-2629	\$ 9.25	40	8.95				
620-31-3451	\$ 9.25	40					
625-40-6252	\$ 9.25	40					
600-89-9100	\$ 9.50	40	12				
605-71-1181	\$ 9.50	40	15				
269-68-4716	\$ 8.10	40	5				
452-64-5201	\$ 7.00	30					
300-58-9269	\$ 7.50	40	10				
471-05-5800	\$ 8.50	40	2.25				
906-25-7101	\$ 9.00	40	5				
320-52-3769	\$ 8.00	38.75					
501-50-4020	\$ 7.00	38.75					
696-32-4644	\$ 8.10	40	10				
211-64-3939	\$ 7.50	39					
322-22-2332	\$ 9.50	35					
451-49-6672	\$ 10.00	35					
100-66-9952	\$ 9.00	40	6				
321-65-9874	\$ 9.25	40	4.25				
789-23-7413	\$ 7.00	40	4.75				
100-64-4126	\$ 7.50	40	5.25				
105-21-7843	\$ 7.75	40					
665-27-7000	\$ 7.75	38.75					
332-45-6679	\$ 8.25	39.25					
608-29-4791	\$ 8.50	40	3				
202-26-4165	\$ 9.50	40	6				
Total Payroll Expense							


CLASSROOM NOTES



CLASSROOM NOTES



CLASSROOM NOTES



CLASSROOM NOTES

